

### **Group Materials**

Each team will receive the following items:

- Photo of Tom Turkey
- Beak Matrix Sheet
- Poultry Young Reader
- Trivia Fan Deck
- Pencils
- Lock recording sheet (separate from kit)
- Letter from the President
- Set of 12 Letters [include T,E,E,T,H]
- Poultry Terra Nova
- Black Light
- Post-It Notes

### **Puzzles**

Around the room, place the following clues (placed as puzzles, or scattered around the room)

- Poultry books, highlighted and post-it noted
- Pie word cards, scrambled (13) – “What, is, the, best, thing, to, put, into, a, pumpkin, pie, ?,  
'Your\_\_\_\_\_’
- Vegetable cards with [invisible ink numbers], scrambled (6) –  
Potato [1], Broccoli [8], Corn [6], Pumpkin [3], Peas [any], Carrot [any]
- Turkey parts and values sheet and EYES-FEATHERS-BEAK strip
- Small lock box with 3-digit lock
  - \*inside place a coordinates strip for each team and a note that read “Take one and relock box”

### **Lock Box**

Inside the large lockbox place the Presidential Pardon document, and a “We Broke Out” sheet for every team. Close the box and attach the lockout hasp. On the hasp, attach the directional lock, the spelling lock, and the 4-digit lock.

### **Instructions**

1. After dividing participants into groups, give each group a lock recording sheet. To open the lock box, they must solve the puzzles and complete the lock recording sheet. Make special note to mention:
  - a. Escape coaches are available ONLY to verify the accuracy of a team’s lock recording sheet. Coaches will not answer other questions during the game.
  - b. A group may ask for TWO HINTS throughout the course of the game, and may not do so within the first ten minutes, or within ten minutes of receiving their first hint.
  - c. The directional lock on the work sheet will only use four directions, not five. Players should cross off the last box on their sheet.
  - d. Consider everything in the kit provided, and in the escape room area, to be a clue. Though, not everything will come into play. Watch out for red herrings!

- e. The small lock box contains clues which, though not entirely necessary, may prove helpful in cracking the codes to other locks. Any team that solves the 3-digit lock code may attempt to open the small box by first proving to an escape coach that the code is correct. After verifying the correct code, a team member may open the small box, remove ONE of the clues (they are all the same, and relock the box.
  - f. When a group believes they have solved ALL the combinations, they will turn in their Lock Recording sheet for evaluation.
  - g. The first team to correctly solve all the combinations will get to open the lockbox after the 45 minutes has expired. While waiting, they will discuss their challenge using the reflection prompts.
2. Then, provide each group with a supply kit. They are not allowed to open their supply kit until the timer starts.
  3. Read the story of Tom the Turkey's problem, and the game notes (below).
  4. Set the timer for 45 minutes and begin.

### **STORY**

Tom Turkey is in Trouble. He WAS lucky enough to receive his annual Thanksgiving pardon from the President, and to keep it safe the President locked it in the Large Breakout EDU box, leaving clues to all the combinations around the room. However, as Tom is a Turkey, he can't read or do math! He needs your help to figure out the clues, open the box and get his Pardon out of the box. If he doesn't show it to the National Turkey Office in 45 minutes with his Presidential Pardon, he will NOT be pardoned, and well we don't even want to think what that will mean. Please help Tom Open the Box and Enjoy Thanksgiving!



### **\*\*Hints\*\***

*Each team is allowed **TWO** hints throughout the course of the game. A team may not receive a hint within the first ten minutes of the game. A team may not receive a second hint within ten minutes of receiving their first hint.*

*\*\*Provide hints based on the progress of the team.*

### Pie Sentence

- Remove letters I, N, and M from the scrambled letters

### Turkey Parts

- "If you are struggling, Tom the Turkey may be able to help."

### Veggies

- [if they haven't seen the numbers] Remember to use the tools we gave you (Blacklight)

- [if the sequence is out of order] "If you are struggling, The President may be able to help."

### Coordinate Grid

- Remember that coordinates go over, then up.

Dear Tom Turkey,

I wanted you to know that this Thanksgiving, I will be eating vegetables only! Delicious, healthy, steaming vegetables! All of my favorites will be on the table.

I will start with a great big helping of mashed **potatoes**, swimming in gravy of course.

Next, I will eat something green. Probably **broccoli**. I love broccoli. It is always tasty! Of course I will eat as much **corn** as I can after I finish the broccoli. If it is on the cob, even better.

Finally, dinner will end with a warm piece of **pumpkin** pie topped with vanilla ice cream.

I can't wait for Thanksgiving dinner!

The President



Dear Tom Turkey,

This Thanksgiving, I will be eating all vegetables.

First I will eat mashed **potatoes**.

Next, I will eat **broccoli**.

Then I will eat **corn**.

Finally, I will have **pumpkin** pie for dessert.

I can't wait for Thanksgiving dinner!

The President



Dear Tom Turkey,

I wanted you to know that this Thanksgiving, I will be eating vegetables only! Delicious, healthy, steaming vegetables! All of my favorites will be on the table. My dinner will of course end with the most delicious, warm piece of **pumpkin** pie, topped with vanilla ice cream.



I will start the meal with a great big helping of mashed **potatoes**, swimming in gravy of course. Next will be **corn** and **broccoli**. I will eat the green broccoli before the corn, as it is my favorite vegetable and always tasty!

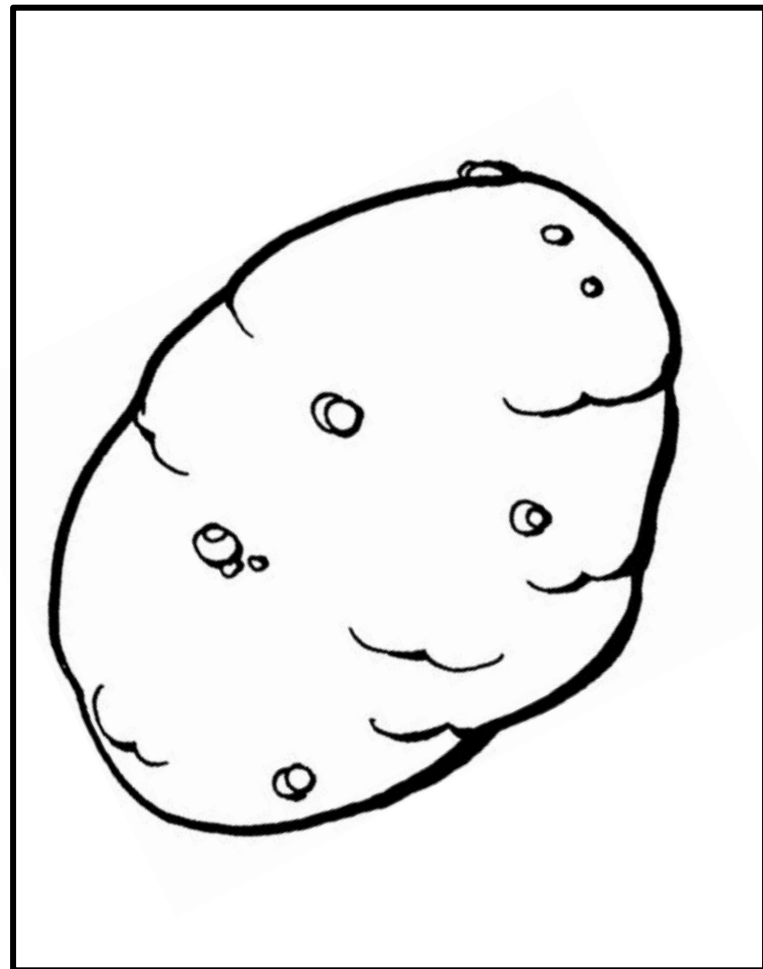

Of course I will eat as much **corn** as I can. If it is on the cob, even better.

I can't wait for Thanksgiving dinner!


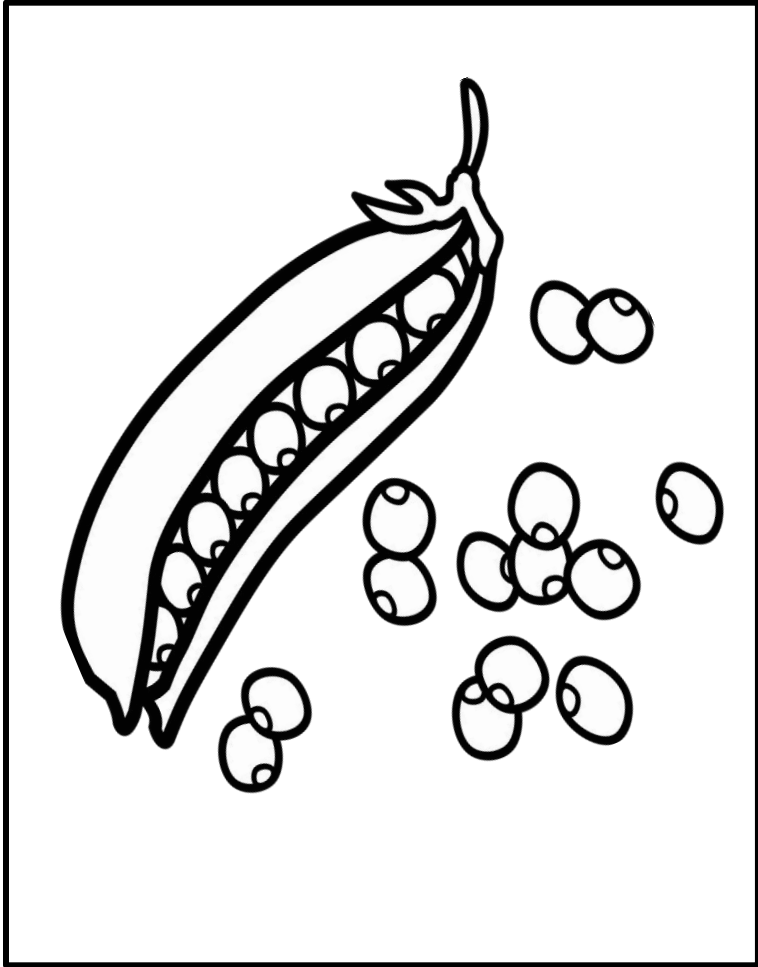
The President






















4



3



2



1



1

2

3

4

5

(3, 2) (4, 1) (1, 3) (5, 3)








(3, 2) (4, 1) (1, 3) (5, 3)



(3, 2) (4, 1) (1, 3) (5, 3)





<b>Part of the Turkey</b>	<b>Value</b>
<b>Head</b>	<b>6</b>
<b>Body</b>	<b>7</b>
<b>Beak</b>	<b>5</b>
<b>Eye</b>	<b>4</b>
<b>Wing</b>	<b>3</b>
<b>Feather</b>	<b>1</b>
<b>Feet</b>	<b>2</b>



**EYES**

**FEATHERS**

**BEAK**

**EYES**

**FEATHERS**

**BEAK**

**EYES**

**FEATHERS**

**BEAK**

<b>Part of the Turkey</b>	<b>Value</b>
<b>Head</b>	<b>65</b>
<b>Body</b>	<b>70</b>
<b>Beak</b>	<b>75</b>
<b>Eye</b>	<b>344</b>
<b>Wing</b>	<b>326</b>
<b>Feather</b>	<b>16</b>
<b>Feet</b>	<b>27</b>

